



3-ACNN-Porsche Club Racing
SUPERSPA
Qualifying

Provisional Classification

No Drivers	Team	Car	Cl.	Time	Lap Total	Gap	Kph
1 86 K. BIRD		991 GT3 Cup	RS Cup	2:35.322	6 9	-	162.3
2 997 E. GEERTS		991 GT3 Cup	RS Cup	2:35.571	10 11	+0.249	162.1
3 909 H. HOFFNER		991 GT3 Cup	RS Cup	2:36.565	4 6	+1.243	161.0
4 991 S. PIELKENROOD		GT4	GT4 Cup	2:41.028	9 10	+5.706	156.6
5 996 J. SCHULZ		996 GT3 Cuv	GT4 Cup	2:41.433	5 9	+6.111	156.2
6 989 H. VAN NOREL		CAYMAN GT4	GT4 Cup	2:41.897	8 10	+6.575	155.7
7 926 R. VAN VLIET		GT4	GT4 Cup	2:41.938	6 9	+6.616	155.7
8 924 D. VOGEL		GT4	GT4 Cup	2:43.204	6 10	+7.882	154.5
9 983 P. VAN WAES		CAYMAN S	Cayman Cu	2:45.464	3 6	+10.142	152.4
10 956 R. SULMA		CAYMAN	Cayman Cu	2:45.658	5 6	+10.336	152.2
11 921 N. DROGTROP		CAYMAN S	Cayman Cu	2:46.049	4 9	+10.727	151.8
12 969 L. HIEMSTRA		CAYMAN S	Cayman Cu	2:46.238	2 11	+10.916	151.7
13 999 H. KIRCHHOFF		CAYMAN	Cayman Cu	2:46.424	3 10	+11.102	151.5
14 936 G. VAN GOOSWILLIGEN		CAYMAN S	Cayman Cu	2:46.472	9 9	+11.150	151.5
15 901 M. HUISMAN		CAYMAN GT4	GT4 Cup	2:47.617	2 10	+12.295	150.4
16 946 P. GROOTENHUIS		CAYMAN	Cayman Cu	2:47.704	4 8	+12.382	150.3
17 987 J. HULSEBOS		CAYMAN S	Cayman Cu	2:47.897	3 8	+12.575	150.2
18 973 J. OFFRINGA		GT4	GT4 Cup	2:48.368	9 10	+13.046	149.8
19 957 N. STEEHOUWER		CAYMAN	Cayman Cu	2:48.907	9 10	+13.585	149.3
20 933 B. VAN INGE		CAYMAN S	Cayman Cu	2:50.359	5 10	+15.037	148.0
21 7 C. WALKER		BOXSTER S	GT Cup	2:51.053	9 10	+15.731	147.4
22 931 H. WESTERBEEK		CAYMAN S	Cayman Cu	2:51.591	5 9	+16.269	146.9
23 199 P. SCHARFEGGER		BOXSTER S	GT Cup	2:52.645	4 10	+17.323	146.0
24 913 J. HAVERMANS		BOXSTER S	GT Cup	2:52.702	7 9	+17.380	146.0
25 918 M. BRAAKMAN		CAYMAN	Cayman Cu	2:53.588	5 6	+18.266	145.3
26 993 E. HESP		968 R	GT Cup	2:55.031	7 9	+19.709	144.1
27 35 D. CREGO		968 Sport	GT Cup	2:56.021	5 7	+20.699	143.2
28 50 B. RAINCOCK		BOXSTER S	GT Cup	2:56.792	7 9	+21.470	142.6
29 5 J. WALKER		BOXSTER S	GT Cup	2:57.892	6 7	+22.570	141.7
30 972 M. VAN DER MEULEN		CAYMAN	Cayman Cu	2:57.937	7 9	+22.615	141.7
31 46 G. GOODWIN		BOXSTER S	GT Cup	2:57.960	8 9	+22.638	141.7
32 917 M. MAAS		BOXSTER S	GT Cup	2:58.476	5 9	+23.154	141.3
33 30 C. SAMPSON		968 Sport	GT Cup	2:59.262	10 10	+23.940	140.7
34 99 G. HEARD		BOXSTER S	GT Cup	2:59.981	5 8	+24.659	140.1
35 925 T. D'ANJOU		944	944 Cup	3:03.979	5 9	+28.657	137.0
36 908 R. NOOY		944	944 Cup	3:04.092	5 9	+28.770	137.0
37 919 S. ROEST		944/968	GT Cup	3:04.384	5 8	+29.062	136.7
38 23 S. INGS		944 S2	GT Cup	3:04.925	4 8	+29.603	136.3
39 803 J. SCHLOSSER		BOXSTER	Boxster cup	3:08.591	8 8	+33.269	133.7
40 3 F. GETINO		BOXSTER S	GT Cup	3:09.366	5 6	+34.044	133.2
41 978 F. VAN ASCH		944	944 Cup	3:10.364	8 8	+35.042	132.5
42 920 H. WANNET		944	944 Cup	3:10.632	3 8	+35.310	132.3
43 36 H. PEART		924		3:15.677	8 8	+40.355	128.9
44 115 P. WATERS		924		3:15.700	5 8	+40.378	128.8
45 639 J. JONES		924		3:15.732	4 6	+40.410	128.8
46 41 K. ROSSIN		924		3:16.393	8 8	+41.071	128.4
47 903 K. VAN HAUEN		911	RS Cup	3:18.045	5 6	+42.723	127.3
48 1 P. HICKS		CAYMAN S	Cayman Cu	3:30.701	8 8	+55.379	119.7
49 25 J. MC HUGH		BOXSTER S	GT Cup				
50 72 W. CURTLER		BOXSTER S	GT Cup				
51 923 H. VERKERK		GT4	GT4 Cup		1		

Fastest Lap: Lap 6 Kevin BIRD 2:35.322 162.3 Kph





**3-ACNN-Porsche Club Racing
SUPERSPA
Qualifying**

Provisional Classification

No Drivers	Team	Car	Cl.	Time	Lap Total	Gap	Kph
------------	------	-----	-----	------	-----------	-----	-----


CAR 5,7,30,99,108,115,903,908,909,913,917,921,969,973,989,999 LAP TIME DELETED DUE TO TRACK LIMIT

Published at:

Track Status: **DRY**

Race Director
Pierre Louis DELETTRE

Timekeeper
Denis del Pozo



3-ACNN-Porsche Club Racing SUPERSPA Qualifying

Provisional Classification by Class

NoDrivers	Team	Car	Time	Lap Total	Gap	Kph
944 Cup						
1 925 T. D'ANJOU		944	3:03.979	5 9		137.0
2 908 R. NOOY		944	3:04.092	5 9	+0.113 +0.113	137.0
3 978 F. VAN ASCH		944	3:10.364	8 8	+6.385 +6.272	132.5
4 920 H. WANNET		944	3:10.632	3 8	+6.653 +0.268	132.3
Boxster cup						
1 803 J. SCHLOSSER		BOXSTER	3:08.591	8 8		133.7
Cayman Cup						
1 983 P. VAN WAES		CAYMAN S	2:45.464	3 6		152.4
2 956 R. SULMA		CAYMAN	2:45.658	5 6	+0.194 +0.194	152.2
3 921 N. DROGTROP		CAYMAN S	2:46.049	4 9	+0.585 +0.391	151.8
4 969 L. HIEMSTRA		CAYMAN S	2:46.238	2 11	+0.774 +0.189	151.7
5 999 H. KIRCHHOFF		CAYMAN	2:46.424	3 10	+0.960 +0.186	151.5
6 936 G. VAN GOOSWILLIGEN		CAYMAN S	2:46.472	9 9	+1.008 +0.048	151.5
7 946 P. GROOTENHUIS		CAYMAN	2:47.704	4 8	+2.240 +1.232	150.3
8 987 J. HULSEBOS		CAYMAN S	2:47.897	3 8	+2.433 +0.193	150.2
9 957 N. STEEHOUWER		CAYMAN	2:48.907	9 10	+3.443 +1.010	149.3
10 933 B. VAN INGE		CAYMAN S	2:50.359	5 10	+4.895 +1.452	148.0
11 931 H. WESTERBEEK		CAYMAN S	2:51.591	5 9	+6.127 +1.232	146.9
12 918 M. BRAAKMAN		CAYMAN	2:53.588	5 6	+8.124 +1.997	145.3
13 972 M. VAN DER MEULEN		CAYMAN	2:57.937	7 9	+12.473 +4.349	141.7
14 1 P. HICKS		CAYMAN S	3:30.701	8 8	+45.237 +32.764	119.7
GT Cup						
1 7 C. WALKER		BOXSTER S	2:51.053	9 10		147.4
2 199 P. SCHARFEGGER		BOXSTER S	2:52.645	4 10	+1.592 +1.592	146.0
3 913 J. HAVERMANS		BOXSTER S	2:52.702	7 9	+1.649 +0.057	146.0
4 993 E. HESP		968 R	2:55.031	7 9	+3.978 +2.329	144.1
5 35 D. CREGO		968 Sport	2:56.021	5 7	+4.968 +0.990	143.2
6 50 B. RAINCOCK		BOXSTER S	2:56.792	7 9	+5.739 +0.771	142.6
7 5 J. WALKER		BOXSTER S	2:57.892	6 7	+6.839 +1.100	141.7
8 46 G. GOODWIN		BOXSTER S	2:57.960	8 9	+6.907 +0.068	141.7
9 917 M. MAAS		BOXSTER S	2:58.476	5 9	+7.423 +0.516	141.3
10 30 C. SAMPSON		968 Sport	2:59.262	10 10	+8.209 +0.786	140.7
11 99 G. HEARD		BOXSTER S	2:59.981	5 8	+8.928 +0.719	140.1
12 919 S. ROEST		944/968	3:04.384	5 8	+13.331 +4.403	136.7
13 23 S. INGS		944 S2	3:04.925	4 8	+13.872 +0.541	136.3
14 3 F. GETINO		BOXSTER S	3:09.366	5 6	+18.313 +4.441	133.2
15 25 J. MC HUGH		BOXSTER S				
16 72 W. CURTLER		BOXSTER S				
GT4 Cup						
1 991 S. PIELKENROOD		GT4	2:41.028	9 10		156.6
2 996 J. SCHULZ		996 GT3 Cuv	2:41.433	5 9	+0.405 +0.405	156.2
3 989 H. VAN NOREL		CAYMAN GT4	2:41.897	8 10	+0.869 +0.464	155.7
4 926 R. VAN VLIET		GT4	2:41.938	6 9	+0.910 +0.041	155.7
5 924 D. VOGEL		GT4	2:43.204	6 10	+2.176 +1.266	154.5
6 901 M. HUISMAN		CAYMAN GT4	2:47.617	2 10	+6.589 +4.413	150.4
7 973 J. OFFRINGA		GT4	2:48.368	9 10	+7.340 +0.751	149.8
8 923 H. VERKERK		GT4		1		
RS Cup						
1 86 K. BIRD		991 GT3 Cup	2:35.322	6 9		162.3
2 997 E. GEERTS		991 GT3 Cup	2:35.571	10 11	+0.249 +0.249	162.1
3 909 H. HOEFFNER		991 GT3 Cup	2:36.565	4 6	+1.243 +0.994	161.0
4 903 K. VAN HAUEN		911	3:18.045	5 6	+42.723 +41.480	127.3

CAR 5,7,30,99,108,115,903,908,909,913,917,921,969,973,989,999 LAP TIME DELETED DUE TO TRACK LIMIT

Published at:

Track Status: **DRY**

Race Director
Pierre Louis DELETTRE

Timekeeper
Denis del Pozo


Provisional Classification by Group

NoDrivers	Team	Car	Time	Lap Total	Gap	Kph
[Redacted]						

Published at:

Track Status: [Redacted]

Race Director
Pierre Louis DELETTRE



Timekeeper
Denis del Pozo

